


SunSak® Folding Directions

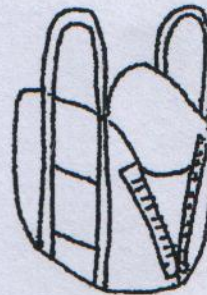
Dear SunSak® Customer,

Thank you for purchasing the SunSak®. I first conceived the idea of this unique product while attending the University of Pennsylvania. I always loved the beach, but found it inconvenient to carry so many items on my journey. One day on spring break, I thought to myself, "Wouldn't it be great to have a comfortable beach towel that also could be used as a great looking beach bag? And wouldn't it be even better if the towel was round so that you could move only your body and not the towel as the sun passed overhead during the day?" Eureka! The SunSak® was born. I hope that you enjoy the SunSak® and have a safe trip to the beach.


Allison Floam
Beach Lover and President, SunSak LLC



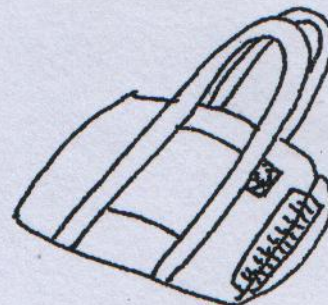
1. Lay your SunSak® flat with the terry side facing up and the handles at the top and bottom position as shown.



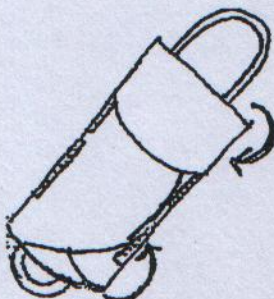
4. Fold the SunSak® in half so the two handles are align.



2. Fold each side toward the center until you see the edge of the zipper.



5. Zipper each side from the bottom.



3. Fold the top and bottom flap toward the center until you see the base of the handles.